



Stack Strategic Planner & Reporting

ACTIONABLE FLOOR BY FLOOR UTILIZATION INSIGHT

What You'll Learn About Inside

Stack

- Strategic Planner
- Space Distribution and Utilization Reporting

Benefits

Features & Behavior

WebCoRE Integrations

How Stack Contributes to the Ecosystem

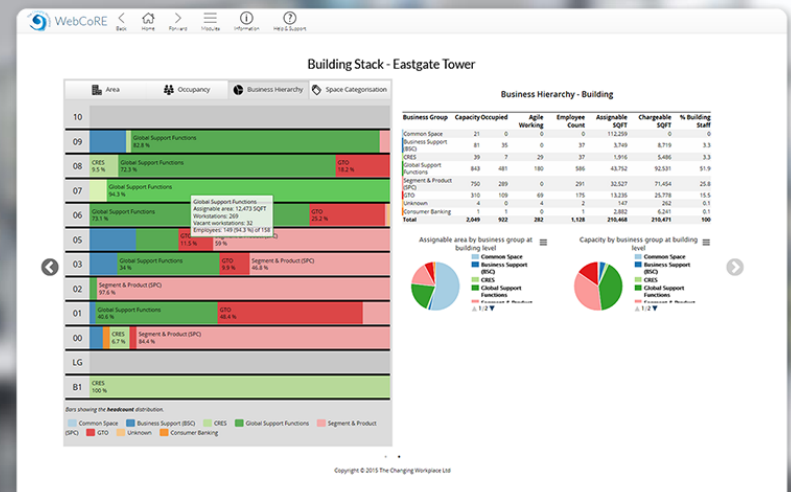
About The Changing Workplace



Stack

Stack Strategic Planner & Reporting is a data visualizer that outlines floor utilization across a building

Visualizations enable strategic CRE Planners to understand space distribution compared to actual occupancy, identify re-planning opportunities and build high level scenarios



Stack - Strategic Planner

Stack's Strategic Planner is an easy way to consolidate space, restacking according to how space is being used and how it's expected to be used

Interactive functionality simplifies high level scenario creation

Built-in controls ensure users adhere to space standards and understand scenario costs before sharing for refinement or actioning



Stack – Space Distribution and Utilization Reporting

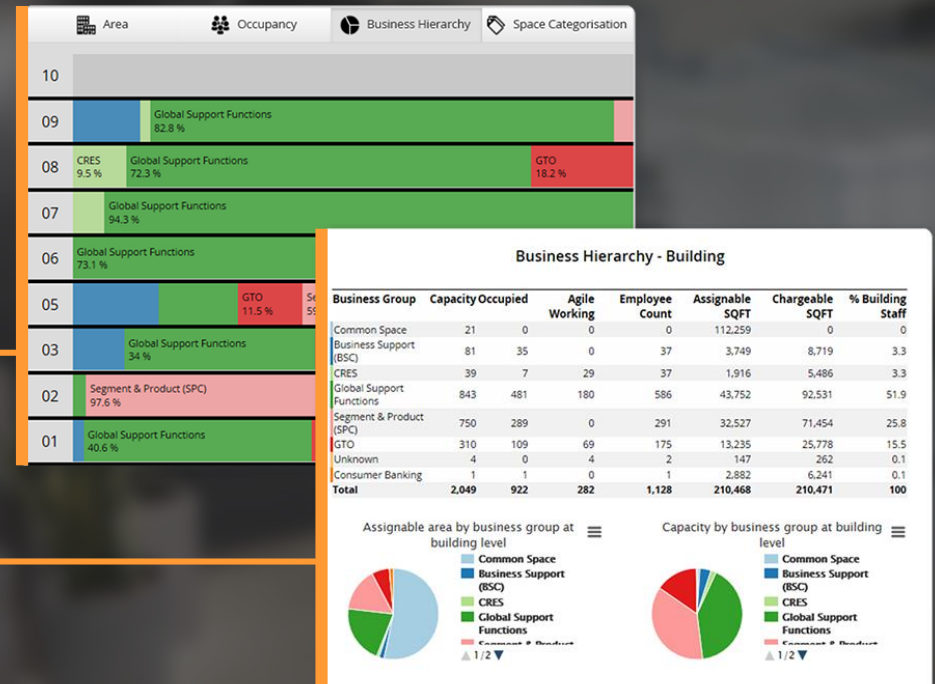
Stack's reports visually narrates space distribution and utilization on a floor-by-floor basis throughout a building

Stack is a visual data-interrogation tool that brings together information about facilities and displays it in one interactive tool

Space distribution and utilization represented on a floor-by-floor building view

Probe data further drilling through granular information

Simple and detailed data views



Benefits

- Understand space distribution on a floor-by-floor basis through Stack's interactive visualizations
- Click-and-drag functionality simplifies user experience to make scenario creation fast and easy
- Multiple strategic and operational integrations enabling collaboration and communication
- Backend controls align with space standards and outline potential scenario costs
- Identify restacking opportunities to reduce your footprint
- Reporting on space occupancy and utilization by area, occupancy, business hierarchy encourages space accountability



Features & Behavior

Features

- Floor-by-floor visual space allocation
- Business Group color differentiation
- Click-and-drag interface interaction
- Client defined checks and balances outlining space redistribution based on space standards and costs
- Shareable reports

BEHAVIOR



Dynamic cost creation – as you create a new scenario a calculator indicates costs



Click-and-drag functionality makes it easy to change space distribution



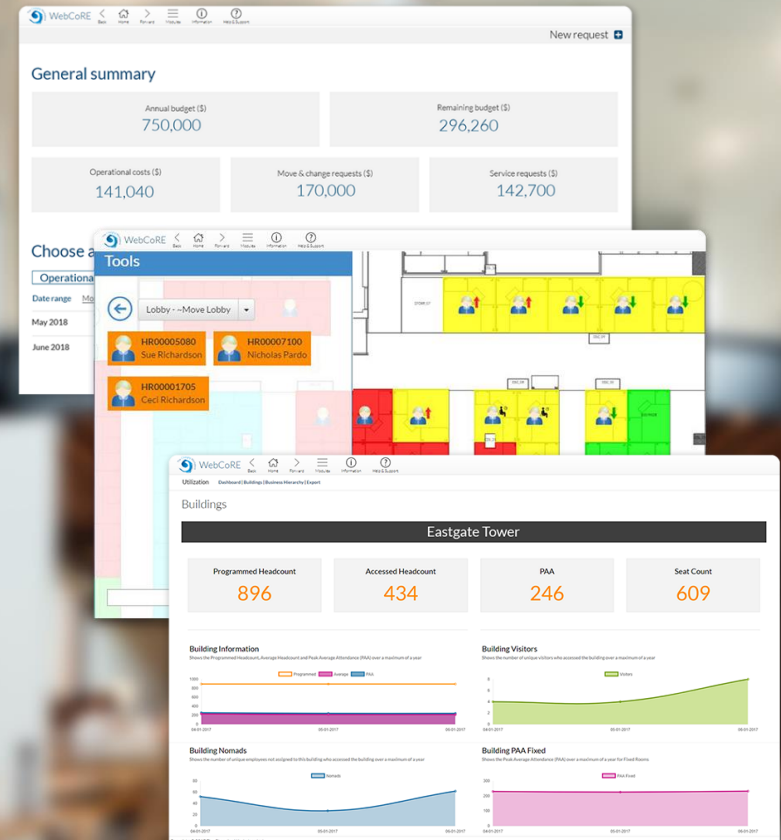
Dynamic data reconfiguration as you drill from key metrics to granular data sets



Incorporate growth expectations from Business Leaders ensuring future plans meet business objectives and are the facilities that CRE Users need/ want

WebCoRE integrations

1. **Business Portal** – Business Leaders can communicate headcount changes to CRE Planners to be reflected through the built environment
2. **Move Manager** – Once a scenario has been finalized, strategic planners can pass a plan along to operational teams to action
3. **Charting** – View through the lens of how business groups are utilizing their space tapping into building entry swipe records, space bookings or sensors and identify opportunities to match occupancy to usage

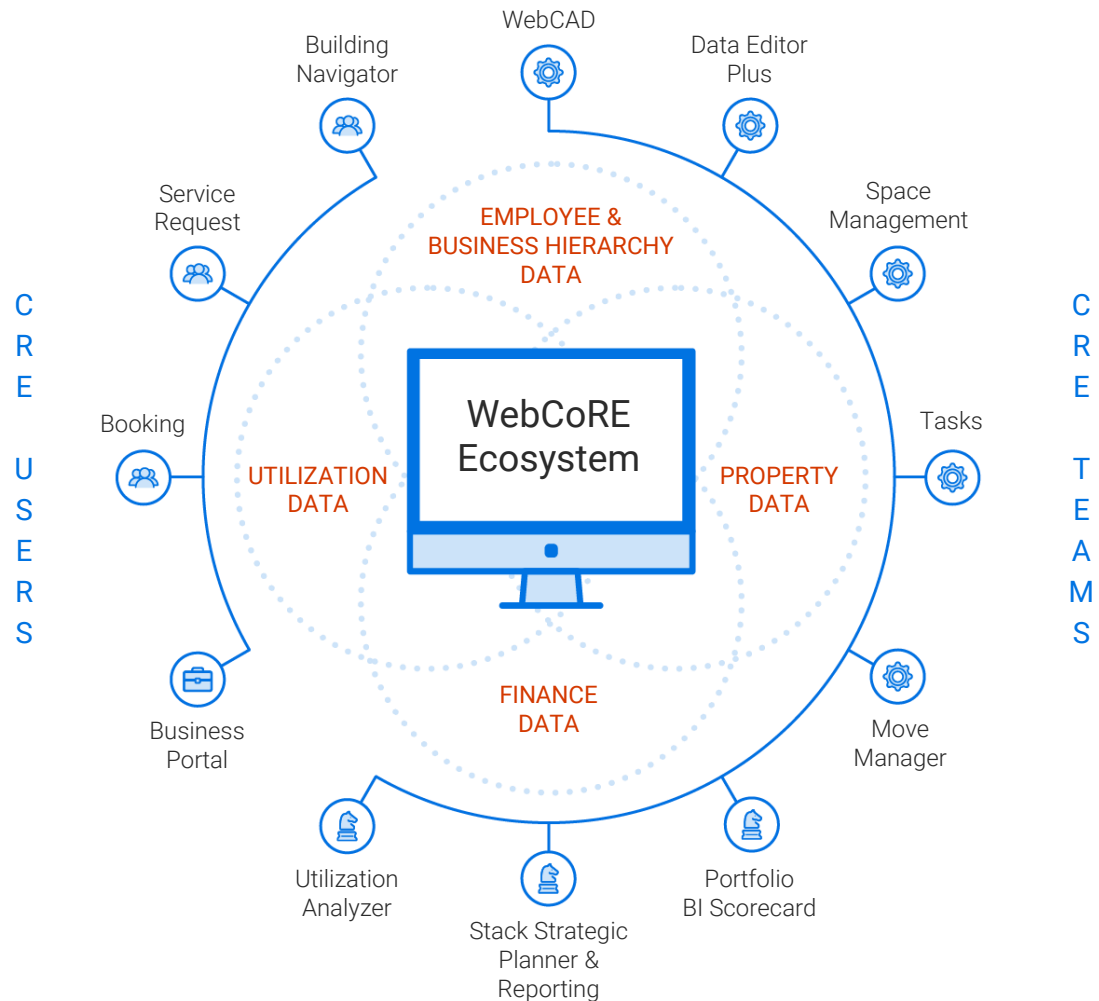


How Stack Contributes to the Ecosystem

WebCoRE's Ecosystem creates a cross facility community and platform that increases communication, insight and data quality

The breath and depth of insight and capabilities drives CRE design and management in-line with both user expectations and strategic directives

Stack is one of the strategic action channels to plan and communicate change in-line with feedback from Business Leaders and business objectives



About The Changing Workplace

The Changing Workplace was founded in 2000 after developing our portfolio management platform, WebCoRE

WebCoRE's tools are used to capture and blend metrics outlining how facilities are being used compared to how they were planned

Data visibility and platform capabilities enable users to take affirmative action creating and enabling strategies aligning with expectations from users and governance

WebCoRE is used to manage over 200 million square feet with over 20k active users across 140 countries

Offices in America, Europe and partnerships in several strategic locations globally



£7.8_b

of unused space consolidated
over 20 years



200_m

Sq ft managed



140

Countries with WebCoRE
presence



23.3 %

Turnover reinvested in R&D
annually



20_k

Active WebCoRE
users



Let us show you how easy accuracy is

marketing@changingworkplace.com

www.changingworkplace.com

+44 (0)1444 441 000