



Portfolio BI Scorecard

REVIEW & MANAGE YOUR PORTFOLIO, ASSETS & EMPLOYEES

Contents

Portfolio BI Scorecard

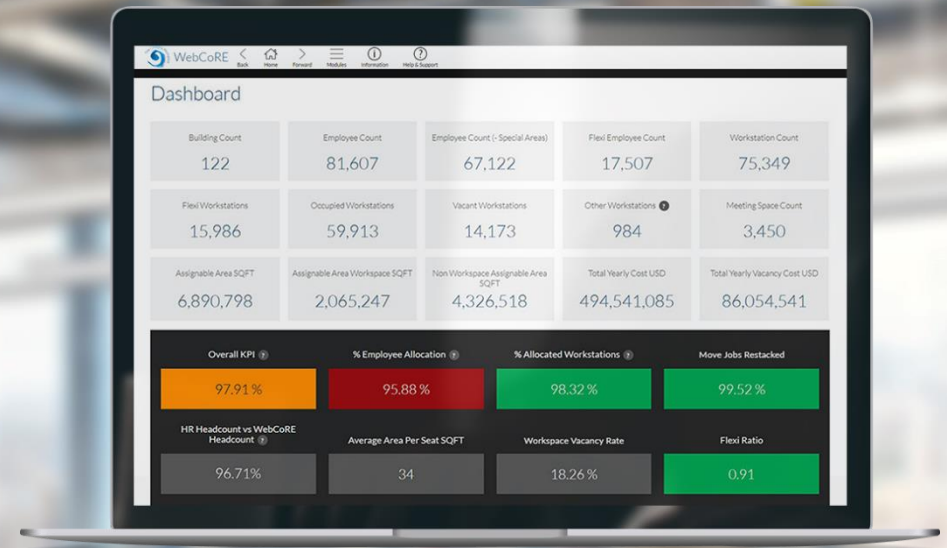
Portfolio BI Scorecard Value

Features

Benefits

How Portfolio BI Scorecard
Contributes to the Ecosystem

About The Changing Workplace

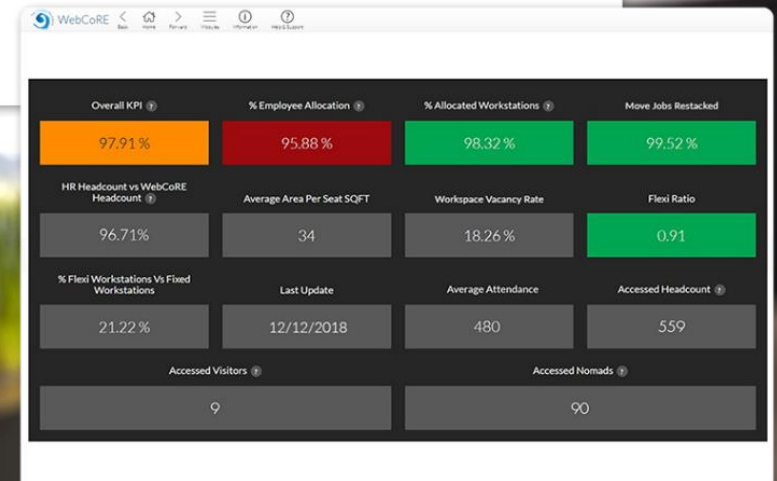
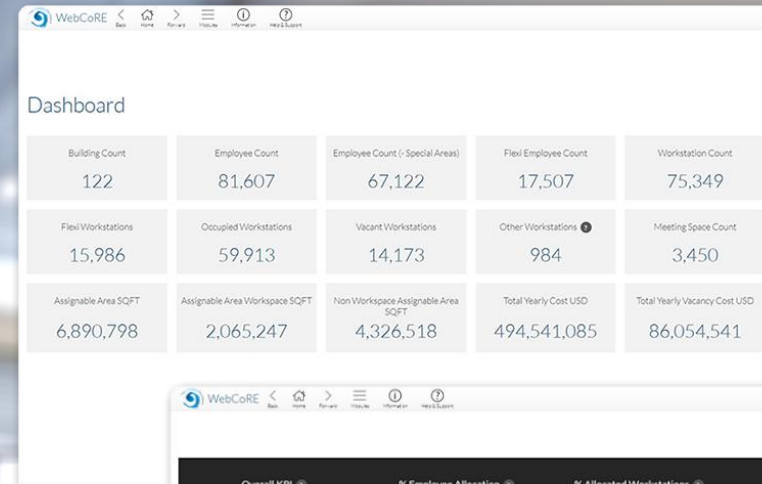


Portfolio BI Scorecard

WebCoRE's Portfolio BI Scorecard is the hub for facility data

The innovative Scorecard outlines key operational target achievement

The visibility on target achievement immediately indicates portfolio health and points users in the direction that will provide the solution



Portfolio BI Scorecard value

The first step towards making any move is to first understand that a move is required

The visibility created through Portfolio BI Scorecards explicitly outlines issues pointing users towards the specific action/ team required for remediation

OFF-THE-SHELF DATA CATEGORIES



Dynamically loading facility performance scorecard



Site/ building locations (both map and drillable list with rich details)



Business hierarchy



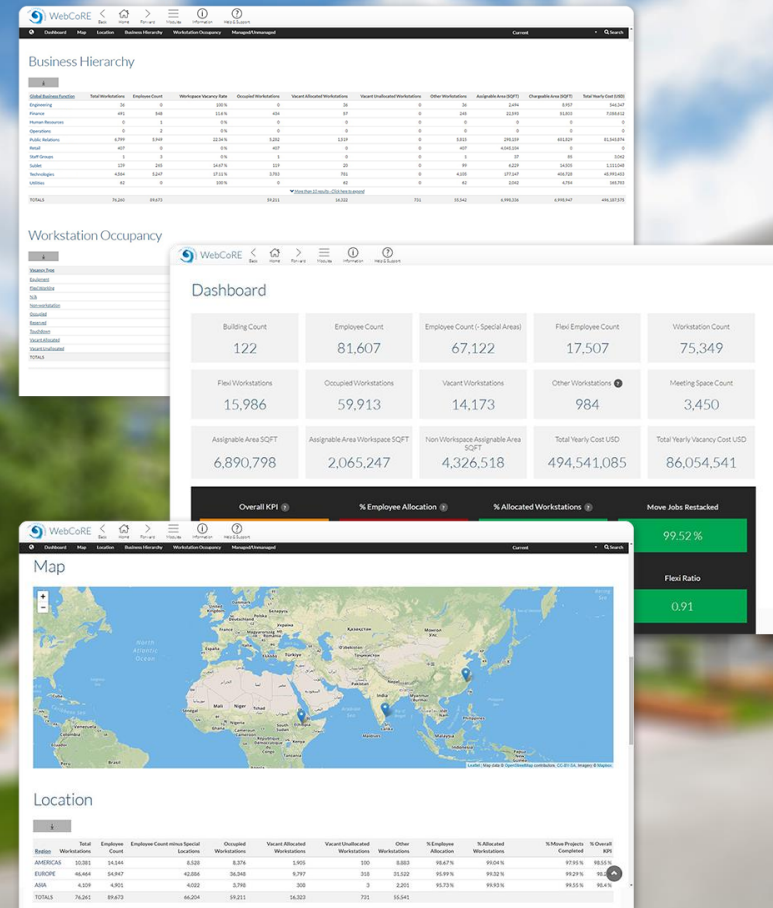
Workstation occupancy



Move project completion targets

Features

- A health report outlining space occupancy, costs, move completion and level specific metrics (i.e. Assigned headcount vs. nomad access at building level)
- Scorecard outlines metrics at global, regional, city and building levels
- Configurable occupancy metrics generated from deployed monitoring tools (i.e. access point metrics, booking apps and sensors)
- Integration with modules for strategic or operational action to address portfolio performance



Benefits

- CRE Managers quickly understand performance for their building or region
- Easily and quickly identify where gaps or pressure points in facilities exist
- Identify under-utilized space & maximize estate efficiency
- Integrates with data feeds from across facilities for greater automation, accuracy and transparency
- Strategic level data is centrally presented - do more with fewer resources
- Align workplace initiatives with business goals through the richer and deeper understanding enabled through these views
- Reduce operating costs through the better understanding and use of space

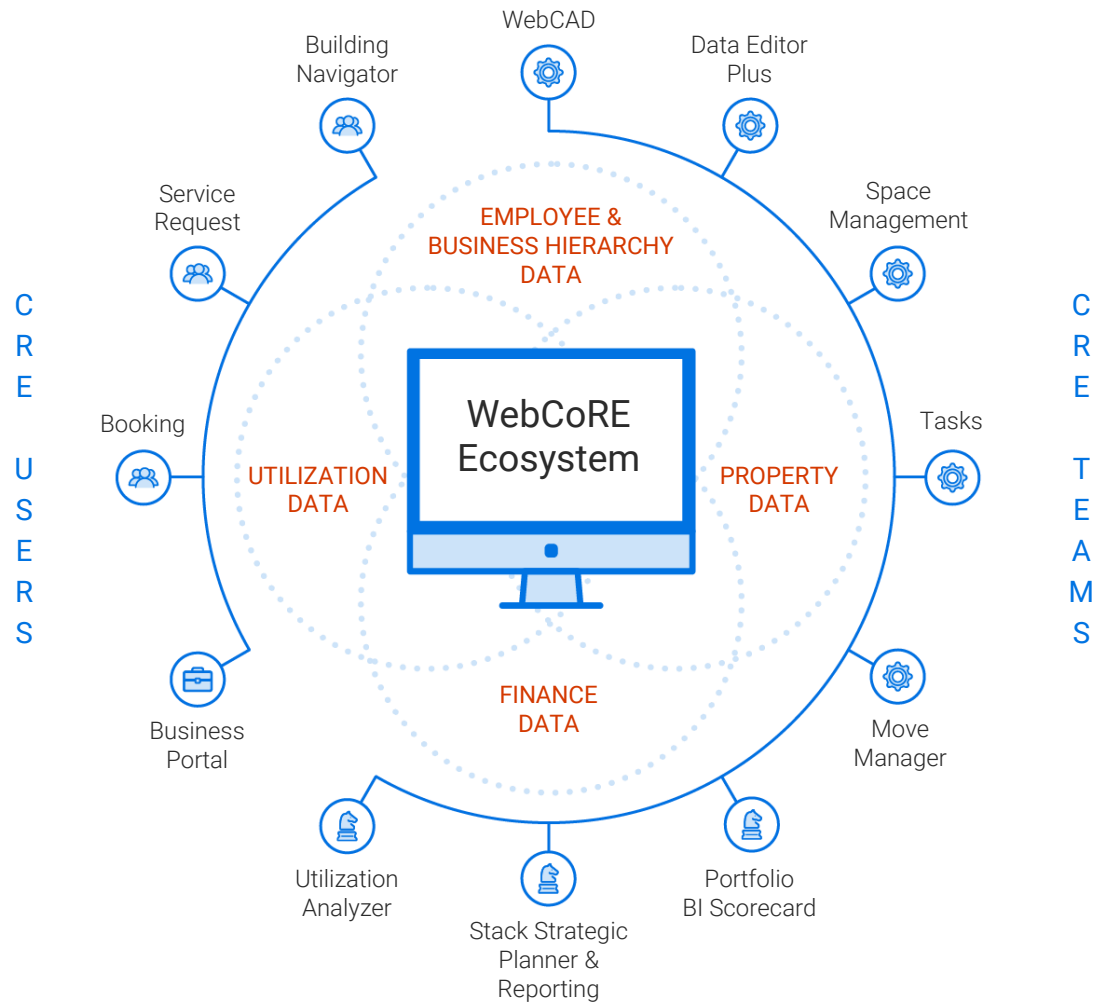


How Portfolio BI Scorecard Contributes to the Ecosystem

WebCoRE's Ecosystem creates a cross facility community and platform that increases communication, insight and data quality

The breath and depth of insight and capabilities drives CRE design and management in-line with both user expectations and strategic directives

As a tool designed to monitor portfolio health, the Portfolio BI Scorecard is key to enabling the Ecosystem community



About The Changing Workplace

The Changing Workplace was founded in 2000 after developing our portfolio management platform, WebCoRE

WebCoRE's tools are used to capture and blend metrics outlining how facilities are being used compared to how they were planned

Data visibility and platform capabilities enable users to take affirmative action creating and enabling strategies aligning with expectations from users and governance

WebCoRE is used to manage over 200 million square feet with over 20k active users across 140 countries

Offices in America, Europe and partnerships in several strategic locations globally



£7.8_b

of unused space consolidated
over 20 years



200_m

Sq ft managed

140



Countries with WebCoRE
presence

23.3 %



Turnover reinvested in R&D
annually

20_k



Active WebCoRE
users



Let us show you how easy accuracy is

marketing@changingworkplace.com

www.changingworkplace.com

+44 (0)1444 441 000